



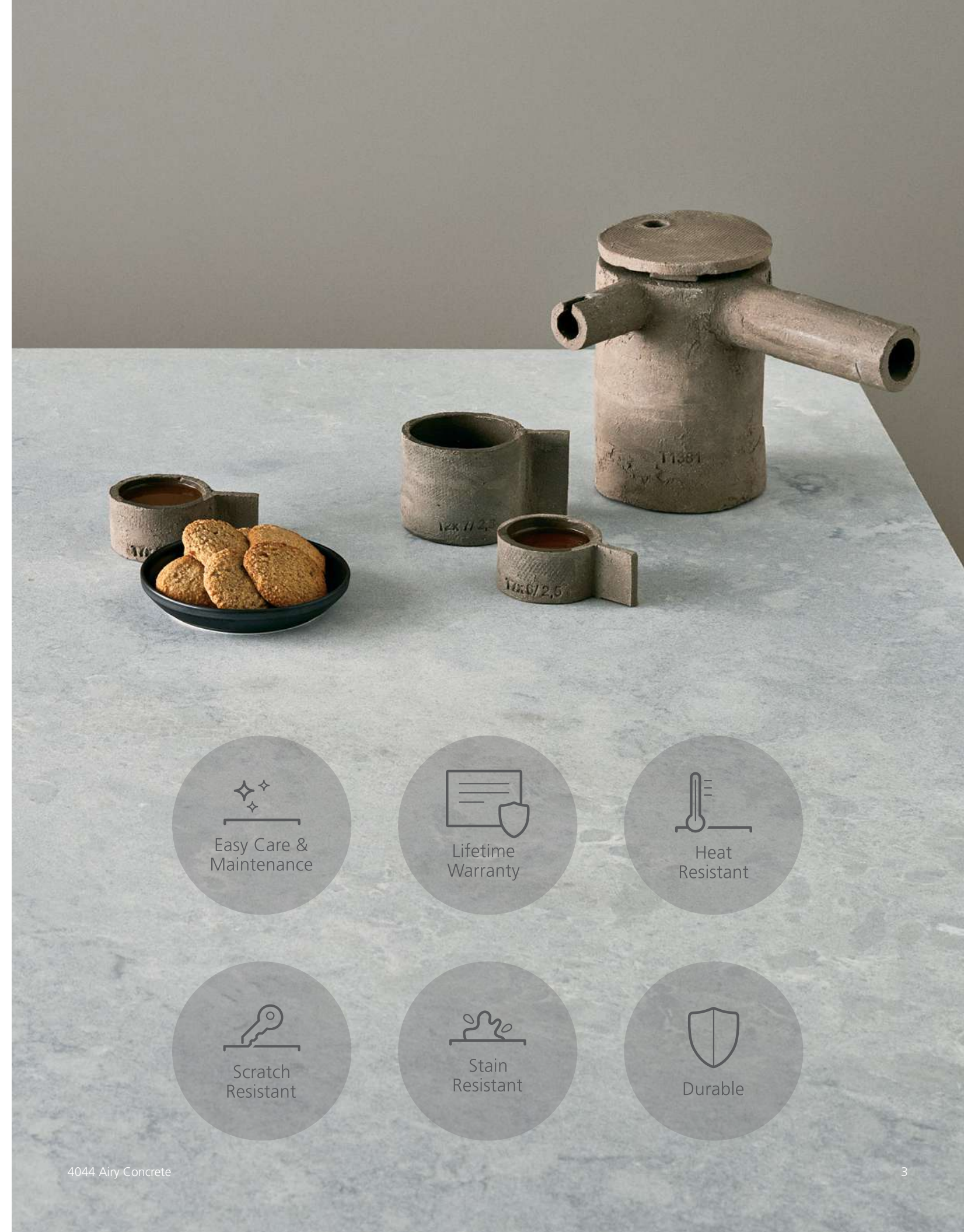
Care Guide

Residential Care and Maintenance

Caesarstone Delivers Uncompromising Performance

Caesarstone quartz surfaces are hard and nonporous, making them a breeze to clean, so you can always maintain the Caesarstone shine. In most cases, a little soap and water or a touch of mild detergent is all you need. For tougher blemishes, apply a non-abrasive cleaner such as Soft Scrub® Liquid Gel with Bleach or a mild degreaser on a damp cloth and wipe the surface. Rinse with warm water to wash away the residue and dry with paper towel, and your surface is as good as new! It is recommended to do a deep cleaning once a month to prevent patina build up.

Please note that **Natural, Honed, Concrete** and **Rough** finishes require more cleaning than our Polished finishes. Since there is more exposed surface area with these finishes, metal marks, fingerprints and other signs of daily living will show on these finishes. Most of these marks can be removed with little effort and non-abrasive cleaning products such as Soft Scrub® Liquid Gel.





Regular Cleaning

Weekly, the surface should be cleaned with Soft Scrub® Liquid Gel with Bleach and thoroughly dried. Due to the quartz's high density and non-porous qualities, normal cleaning with a damp cloth and mild detergent is all you need to keep your Caesarstone surface looking great.

We recommend a thorough cleaning of your Caesarstone surface on a regular basis (because of the patina that will develop on the surface from day-to-day use) to keep the surface as beautiful as the day it was installed. If you have heavy patina build-up from using non-approved cleaners, please contact our Customer Care department for detailed instructions on how best to remove it.

What is Patina?

Patina is a thin layer that variously forms on the surface of stone over 6 months of use. Patina can provide a protective covering to materials that would otherwise be damaged by corrosion or weathering. They may also be aesthetically pleasing. Caesarstone surfaces are designed to acquire a natural patina which adds to the character of the surface, yet remains easy to clean and maintain. It is not a blemish or stain.

Guidelines:

- Counters are not sold with patina. Natural patina can take around 6 months to form using regular mild cleaners, soap and water, Windex, etc.
- Patina forms on all quartz products unless bleach based cleaner is used regularly
- All colors become slightly darker and shinier
- **No sealer of any kind** should ever be used
- May be called something different but still acts like a sealer
- Sealer leaves a topical film that makes cleaning even harder over time

Common Household Spills

Includes stains such as: ink, markers, paint, print from grocery bags

Cleaning product:

- Soft Scrub® Liquid Gel with Bleach
- 50/50 combination of vinegar and water


Instructions:

Thoroughly rinse off the soap or mild detergent with warm water after use and dry with soft cloth or paper towel. You may also clean the surface with either Soft Scrub® Liquid Gel or alcohol using a cloth or paper towel. To avoid dulling the surface shine, make sure to use a non-abrasive cleaner and thoroughly wash off with water after use.

Those wishing to use environmentally safe cleaners may also use a combination of 50/50 vinegar and water, rinsing and drying the surface thoroughly afterwards.



5143 White Attica



Brittany Jepsen
5143 White Attica



Stubborn Food Stains

Includes stains such as: food coloring, herbs and spices, red wine, mustard, coffee/tea, fruits



4033 Rugged Concrete

Cleaning product:

- Soft Scrub® Liquid Gel with Bleach

Instructions:

If needed, apply a generous amount of a **non-abrasive gel**, such as Soft Scrub® Liquid Gel with Bleach, to a damp soft cloth (**not directly onto the countertop**). Wipe the area using a circular motion, rinsing thoroughly with water and dry with soft cloth or paper towel.

Dried Spills

Includes adhered material such as: food, gum, nail polish

Cleaning product:

- Soft Scrub® Liquid Gel with Bleach

Instructions:

To remove adhered material, first carefully scrape away the excess material with a plastic putty knife and then clean the surface with a damp cloth to remove any marks left behind and any residual dirt. **Do not use any abrasive pads** to clean tougher dirt as abrasives can damage the finish/sheen of your countertops.



4120 Raven





Oil (Synthetic or Natural)

Includes stains such as: olive oil, canola oil, machine oils

Cleaning product:

- Soft Scrub® Liquid Gel with Bleach
- Dawn Soap

Instructions:

Apply a delicate cleaning product on the surface if necessary (soap and water often suffice) and allow it to sit for five minutes. Wipe clean with a damp cloth and material disintegrates with ease.

Avoid soaps with plant oils as they may leave a film build-up on the surface.



4601 Frozen Terra

Cosmetics


Includes stains such as: hair shampoo, medical creams, make-up

Cleaning product:

- Soft Scrub® Liquid Gel with Bleach

Instructions:

Apply the cleaning product to a damp cloth. After a few seconds, wipe with a clean cloth and water then wipe dry.



1141 Pure White



Brittany Pigorini
1141 Pure White



Metal and Rust Marks

Includes marks such as: knives and metal pots



Cleaning product:

- Bar Keepers Friend Powder

Instructions:

Special use for spot cleaning ONLY. Because of the abrasive nature of this cleaner, use Bar Keepers Friend Powder only as follows: Place a small amount on a damp cloth. Using very light pressure, wipe the area where the marks are in a circular motion, rinsing thoroughly with warm water and dry with a soft cloth or paper towel. **Do not use a scouring pad.**

4001 Fresh Concrete

Other

Includes stains such as: soap stains, hard water deposits, blood, glue from adhesive tape

Cleaning product:

- Soft Scrub® Liquid Gel with Bleach
- Alcohol
- 50/50 combination of vinegar and water

Instructions:

Soft Scrub® Liquid Gel should remove most dirt and spills. For tougher spills or dried-on stains, apply alcohol to a cloth and let sit for a few minutes. Wipe clean with a damp cloth or paper towel then dry the surface. To remove hard water deposits, treat the surface with a 50/50 combination of vinegar and water before wiping.



5111 Statuario Nuvo



A + T Cabinet Makers
5111 Statuario Nuvo



Are There Any Chemicals or Cleaners to Avoid?

Prolonged exposure to any cleaning solutions may cause permanent damage/ discoloration to the countertop surface. Avoid exposing Caesarstone to chemicals, such as oven grill cleaners, floor strippers, paint removers/strippers, oil soaps, toilet bowl cleaners, tarnish removers, furniture cleaners, drain products, battery acid, dishwasher detergent, etc. Should your surface accidentally be exposed to any potentially damaging products, rinse immediately with water to neutralize the effect.

How Durable Is Caesarstone Quartz?

Tough, yes. Indestructible, no. Caesarstone is resistant to cracks, scratches and stains. However, like most materials, force and/or pressure from objects can damage the surface. As with any surface, Caesarstone can be permanently damaged by exposure to strong chemicals and solvents. **Use of a minimum 1/8" radius on an edge detail profile can reduce the susceptibility for chipping on the edge. A greater profile radius (minimum 1/4") is recommended for high traffic areas,** such as sink areas and commercial installations.

Caesarstone surfaces are scratch resistant; however, **avoid using sharp objects such as knives or screwdrivers directly on the surface.** The use of a cutting board is always recommended.

How Does Caesarstone Quartz Withstand Heat?


Caesarstone can withstand very brief exposure to moderate heat, however, any stone material can potentially be damaged by sudden and rapid temperature changes, especially near the edges. Therefore, the best course of action to prevent discoloration or cracking is to use inexpensive and readily available trivets, especially when using cooking units such as electric frying pans, crock pots or toaster ovens. **Do not put hot cookware directly on the Caesarstone surface.**

Residential Lifetime Warranty

Because your peace of mind is a top priority, we provide a Lifetime Warranty for every Caesarstone surface we supply. This means that we completely support our product, and that we are always at your service to answer queries, solve problems and ensure you derive maximum satisfaction from your Caesarstone surface.



Register your warranty online [here](#).



Corporate Office

1401 W. Morehead St.
Charlotte, NC 28208

T 877.9QUARTZ
F 818.779.0099

info@caesarstoneus.com
www.caesarstoneus.com

The care-free maintenance and everlasting benefits and performance of Caesarstone quartz allows more time for the things that matter most to you. Whether you selected Caesarstone to be your surface of choice for food preparation or to simply beautify your home, you can enjoy peace of mind knowing Caesarstone quartz surfaces are completely worry-free.



Cover Image
Boutique Homes Victoria
4023 Topus Concrete